




# ENERG

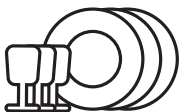


Candy

CDPN 2D360PW



**93** kWh /  100



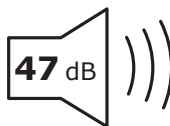
**13** x



**10,4** L



**3:50**



**47** dB

ABC**D**